

No. PDMA (SINDH)/(SITREP)/2022/2326

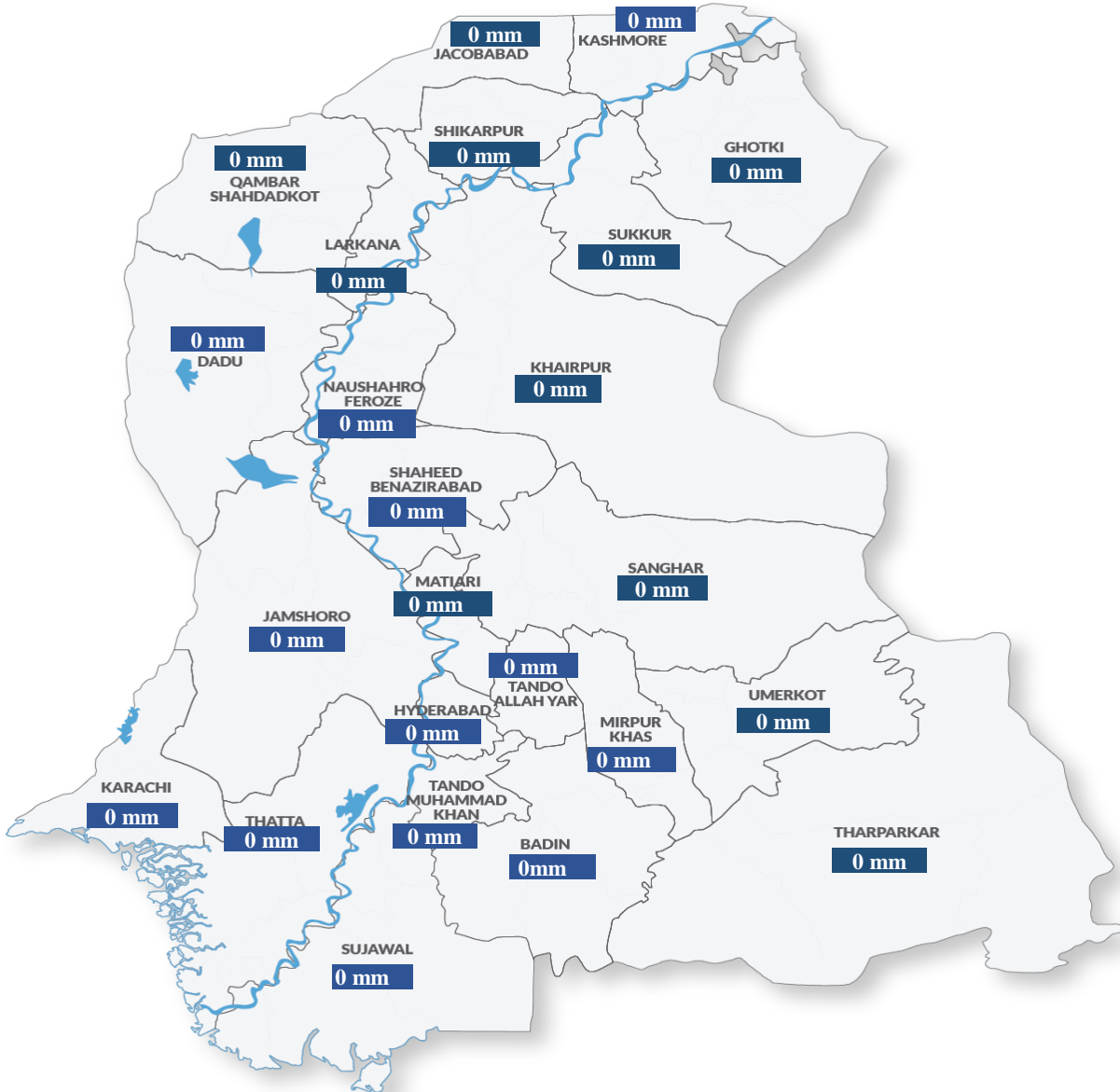
February 13, 2023

Period Covered: 22:00 hrs. 20-06-2022 to 12-02-2023 22:00 hrs.

## DAILY SITUATION REPORT

### Weather Situation Overview

Rainfall in Average (last 24 hrs.)



Rainfall Data Source: CM Portal

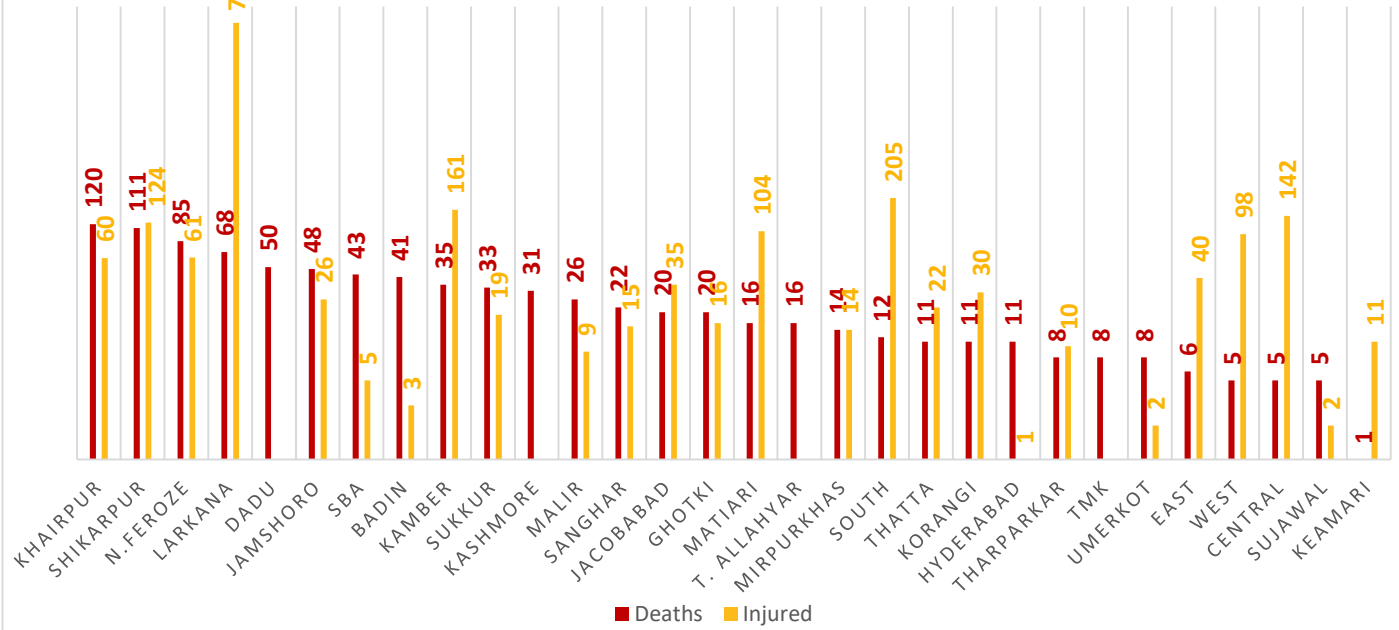
### Weather Forecast

- Nothing to Report (NTR)



## Summary of Losses

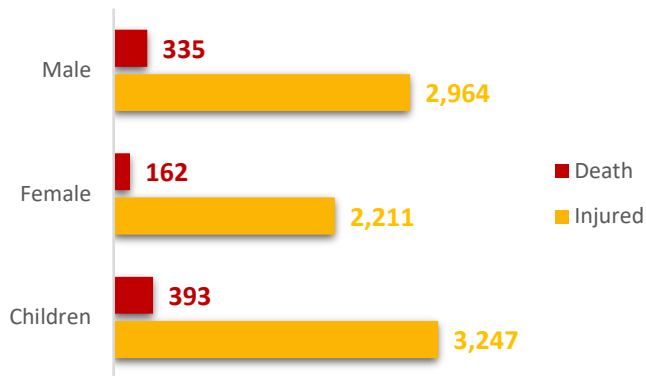
### DISTRICT-WISE DEATHS & INJURED



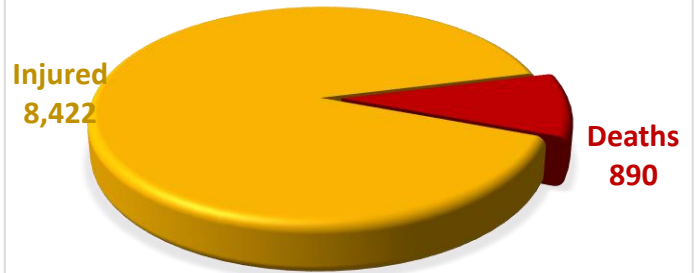
**Death Data Source:** Concerned Deputy Commissioners.

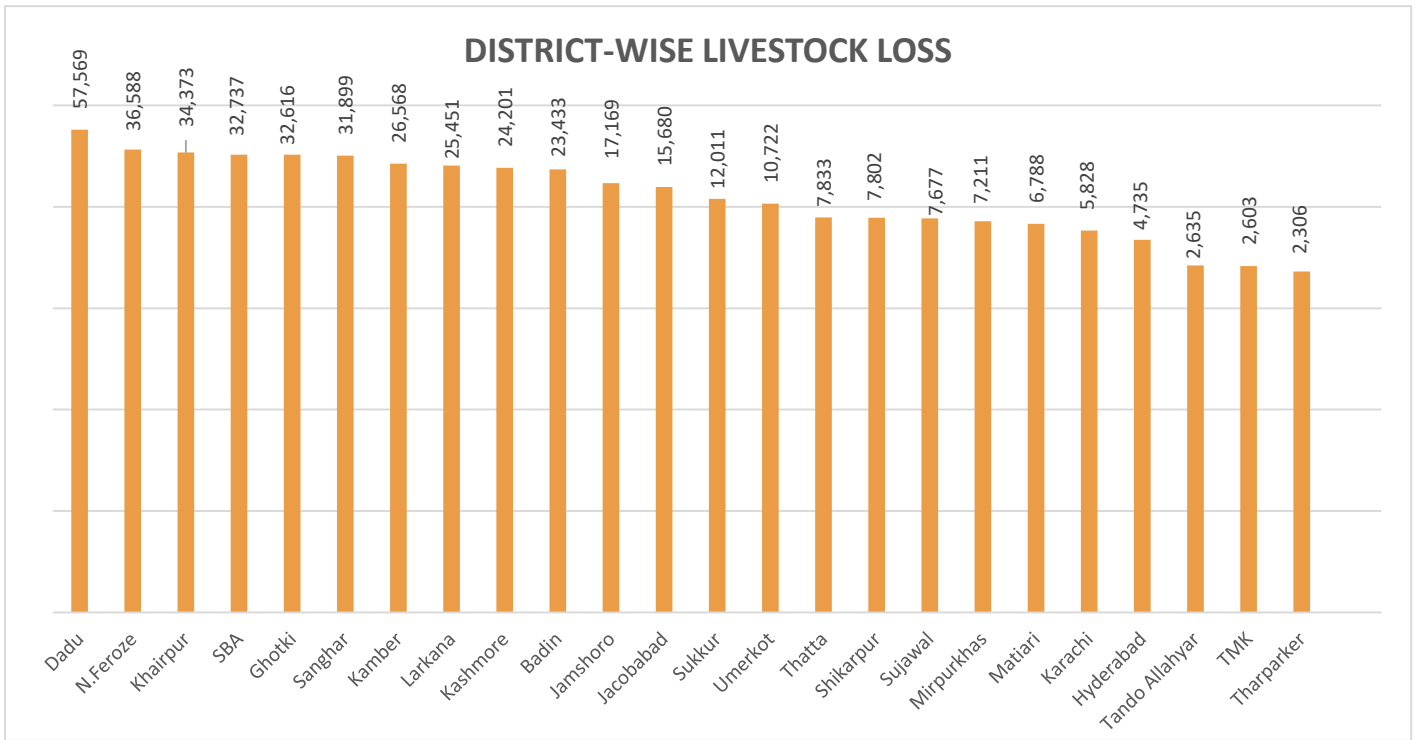
**Injury Data Source:** Directorate General Health Services, Hyderabad.

### GENDER-WISE DISTRIBUTION



### SUMMARY

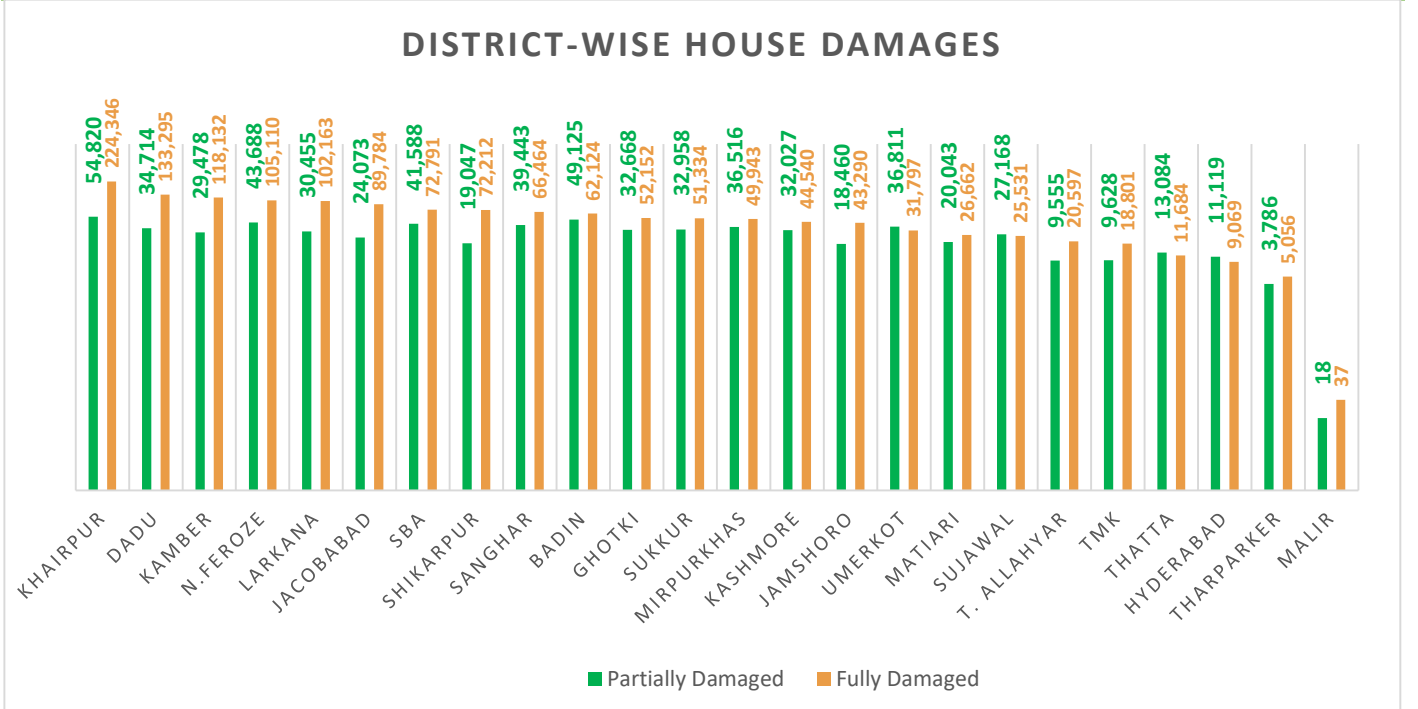




**Total Livestock Perished: 436,435**

*Livestock Data Source: DG Livestock Sindh.*

## Summary of Infrastructure & Private Property Damage

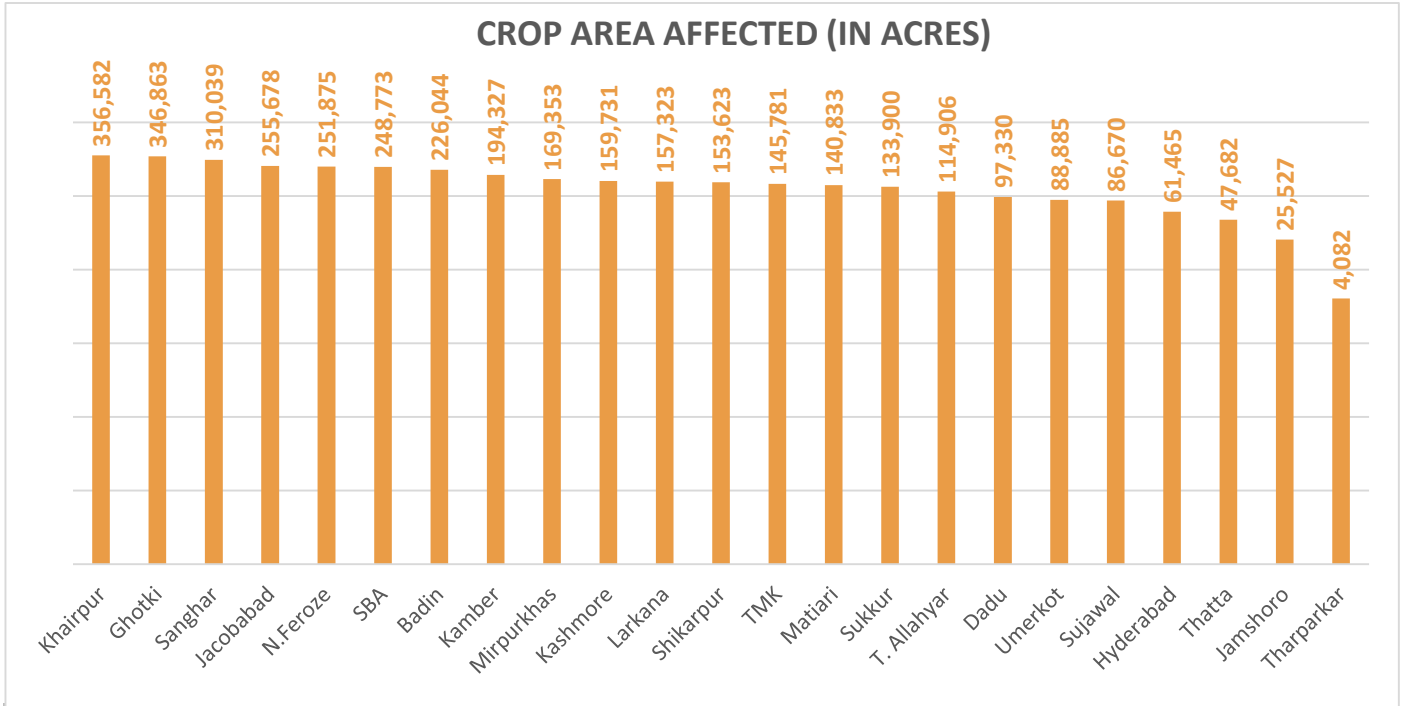


**Partially Damaged – 650,272**

**Fully Damaged – 1,436,914**

**Grand Total – 2,087,186**

*Source: Joint Survey.*



**Total Crop Area Damaged: 3,777,272**

Source: Relief Department Sindh

Division	District	No. of UC's Affected	No. of Roads	Road (km)	Bridge	Culverts	Causeways (Rft)	Shop	Hotel	Masjid
Karachi	East	-	1	8	2	-	750	-	-	-
	West	-						-	-	-
	South	18						1	-	-
	Central	-						3	-	-
	Malir	14						7	-	-
	Korangi	2						-	-	-
	Keamari	32						-	-	-
<b>Sub Total</b>		<b>66</b>	<b>1</b>	<b>8</b>	<b>2</b>	<b>-</b>	<b>750</b>	<b>11</b>	<b>-</b>	<b>-</b>
Hyderabad	Hyderabad	160	13	76	2	-	-	-	-	-
	Jamshoro	30	42	516	15	9	1,375	-	-	-
	Dadu	66	65	569	6	99	-	-	-	-
	Matiari	30	7	83	-	-	-	-	-	-
	Tando Allahyar	28	37	344	6	92	-	-	-	-
	TMK	28	7	118	0	6	-	-	-	-
	Thatta	40	39	291	23	233	-	-	-	-
	Sujawal	37	30	426	57	272	-	-	-	-

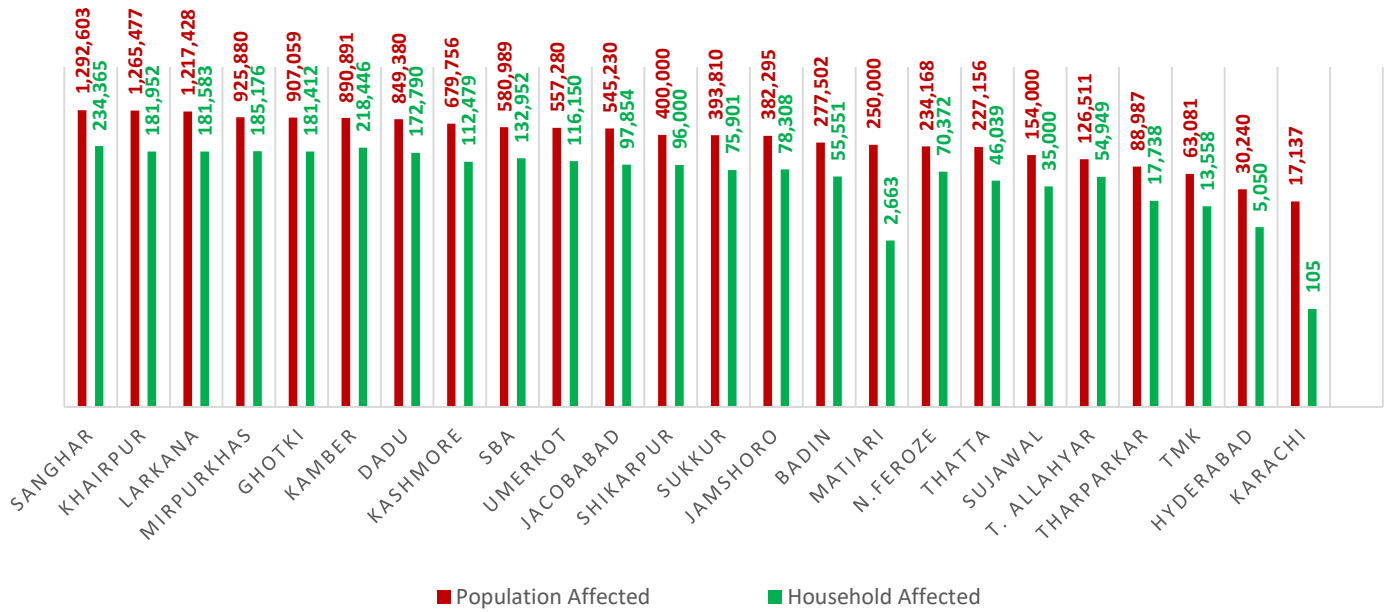
Division	District	No. of UC's Affected	No. of Roads	Road (km)	Bridge	Culverts	Causeways (Rft)	Shop	Hotel	Masjid
	Badin	68	53	799	13	82	0	5	2	3
<b>Sub Total</b>		<b>487</b>	<b>293</b>	<b>3,221</b>	<b>122</b>	<b>793</b>	<b>1,375</b>	<b>5</b>	<b>2</b>	<b>3</b>
Sukkur	Sukkur	67	20	181	1	25	-	11	-	-
	Khairpur	88	110	622	2	83	-	13	-	3
	Ghotki	66	24	252	-	-	-	-	-	-
<b>Sub Total</b>		<b>221</b>	<b>154</b>	<b>1,055</b>	<b>3</b>	<b>108</b>	<b>-</b>	<b>24</b>	<b>-</b>	<b>3</b>
SBA	SBA	60	58	942	15	45	-	-	-	-
	N.Feroze	68	60	727	2	124	-	-	-	-
	Sanghar	73	52	296	10	119	-	-	-	-
<b>Sub Total</b>		<b>201</b>	<b>170</b>	<b>1,965</b>	<b>27</b>	<b>288</b>	<b>-</b>	<b>-</b>	<b>-</b>	<b>-</b>
Larkana	Larkana	68	24	192	1	54	-	-	-	-
	Kamber-Shahdadkot	52	51	173	3	158	-	-	-	-
	Shikarpur	55	23	258	-	38	-	-	-	-
	Jacobabad	44	66	166	-	65	-	-	-	-
	Kashmore	41	24	289	1	14	-	-	-	-
<b>Sub Total</b>		<b>260</b>	<b>188</b>	<b>1,078</b>	<b>5</b>	<b>329</b>	<b>-</b>	<b>-</b>	<b>-</b>	<b>-</b>
Mirpurkhas	Mirpurkhas	50	15	207	6	82	-	-	-	-
	Umerkot	42	21	332	-	69	-	-	-	-
	Tharparker	3	18	597	-	80	-	-	-	-
<b>Sub Total</b>		<b>95</b>	<b>54</b>	<b>1,136</b>	<b>6</b>	<b>231</b>	<b>-</b>	<b>-</b>	<b>-</b>	<b>-</b>
<b>Grand Total</b>		<b>1,330</b>	<b>860</b>	<b>8,463</b>	<b>165</b>	<b>1,749</b>	<b>2,125</b>	<b>40</b>	<b>2</b>	<b>6</b>

**Source of UCs Affected:** Relief Department Sindh

**Source of Infrastructure Damage:** Works & Services Department Sindh

**Note:** - Works & Services Department has reported that 2,548 Government buildings have been damaged.

### POPULATION AFFECTED

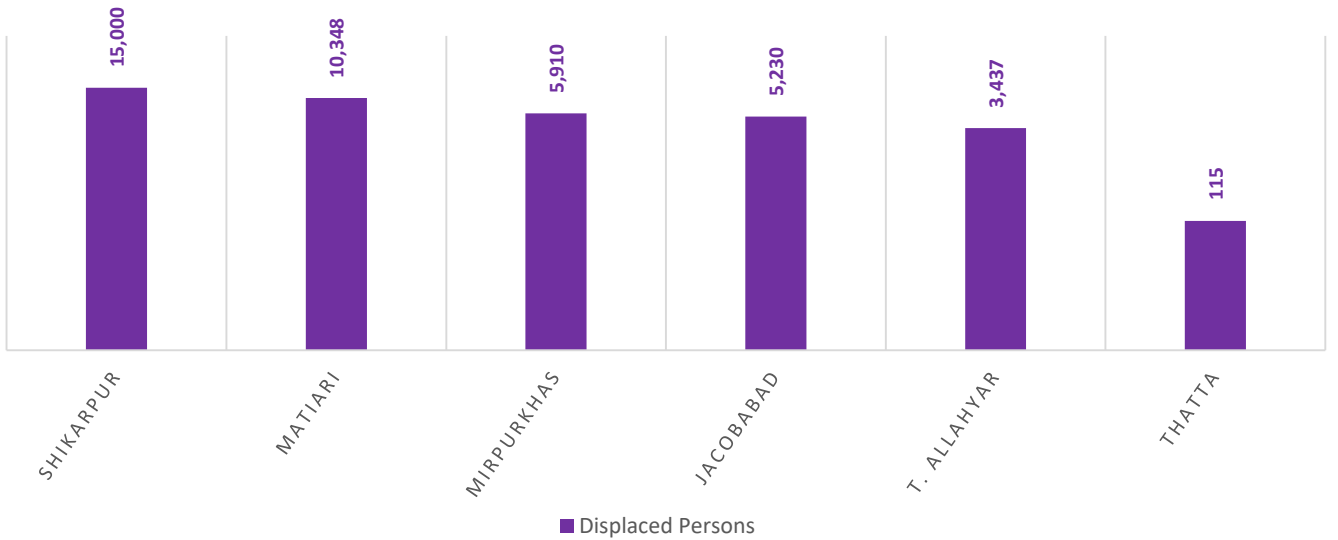


**Total Population Affected: 12,356,860**

**Total Households Affected: 2,366,393**

*Source: Concerned Deputy Commissioners.*

### POPULATION DISPLACED



**Total Number of Person Displaced: 40,040**

*Source: Concerned Deputy Commissioners.*

## Relief Camps Established by DDMAs / Deputy Commissioners

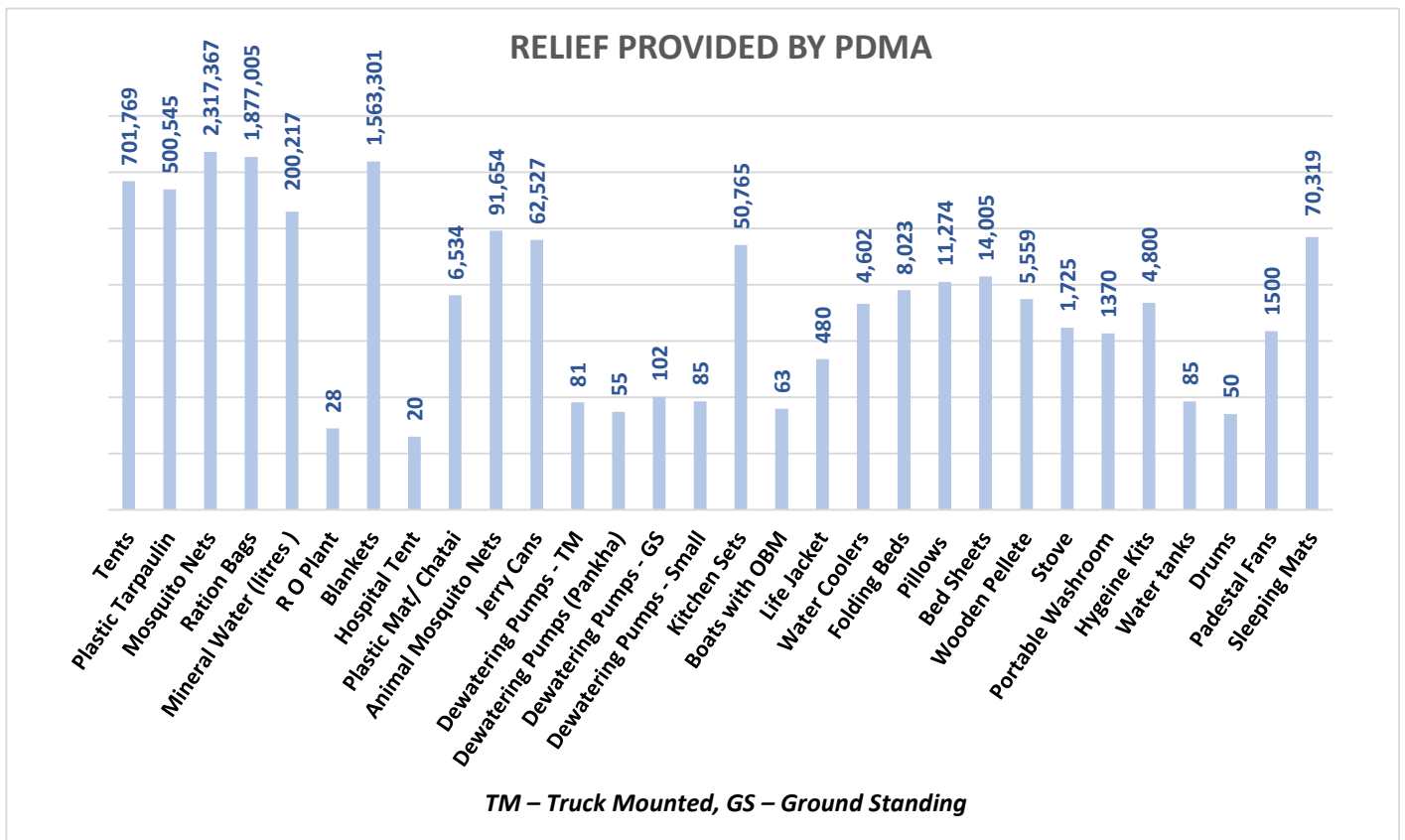
District	Relief Camps Established	Persons in Relief Camps (Last 24hrs)			
		M	F	C	Total
Matiari	1	-	-	-	315
<b>Grand Total</b>	<b>1</b>	<b>-</b>	<b>-</b>	<b>-</b>	<b>315</b>

*Source: Concerned Deputy Commissioners of Sindh.*

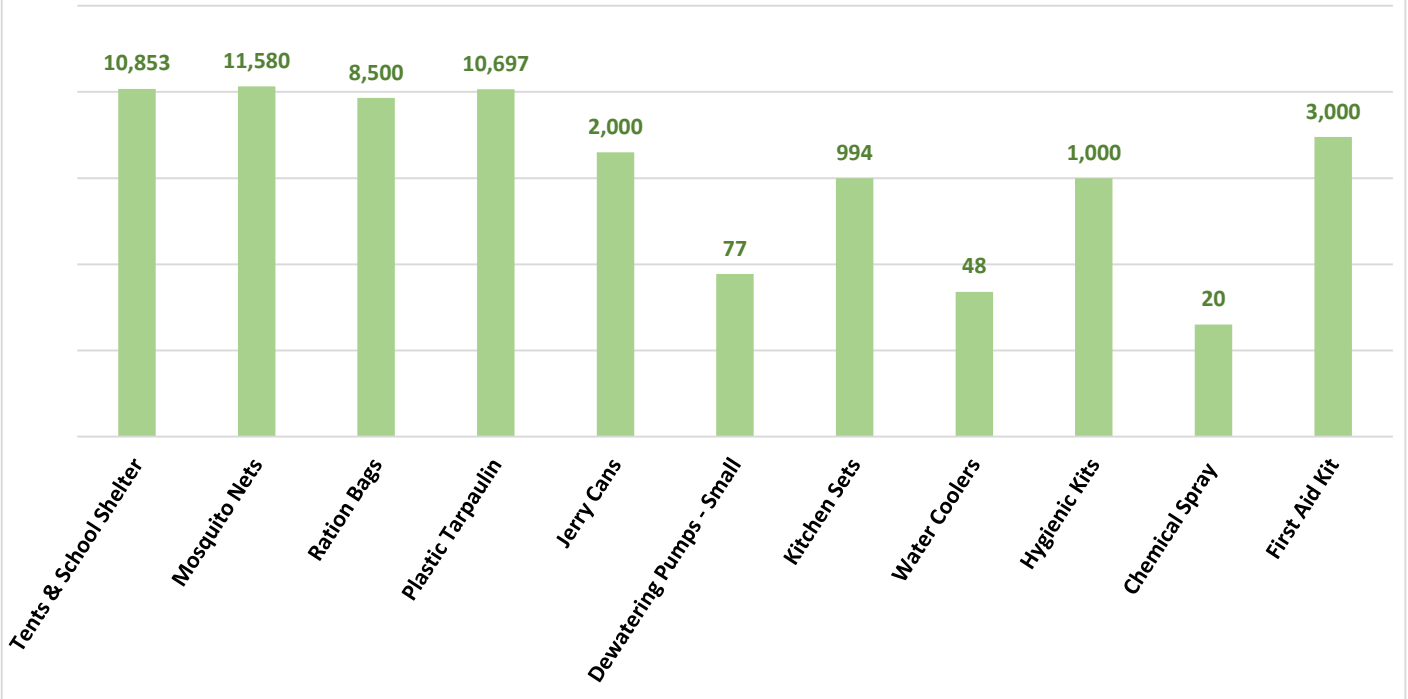
## Tent Cities Established by DDMAs / Deputy Commissioners

S#	District	Tent Cities			
		No: Tent Cities/Village Established	No of Population in Tents Cities/Villages		
			M	F	C
1	Malir	1	-	-	5,132
2	Jamshoro	2	-	-	700
3	Matiari	1	-	-	320
<b>Grand Total:</b>		<b>4</b>	<b>-</b>	<b>-</b>	<b>6,152</b>

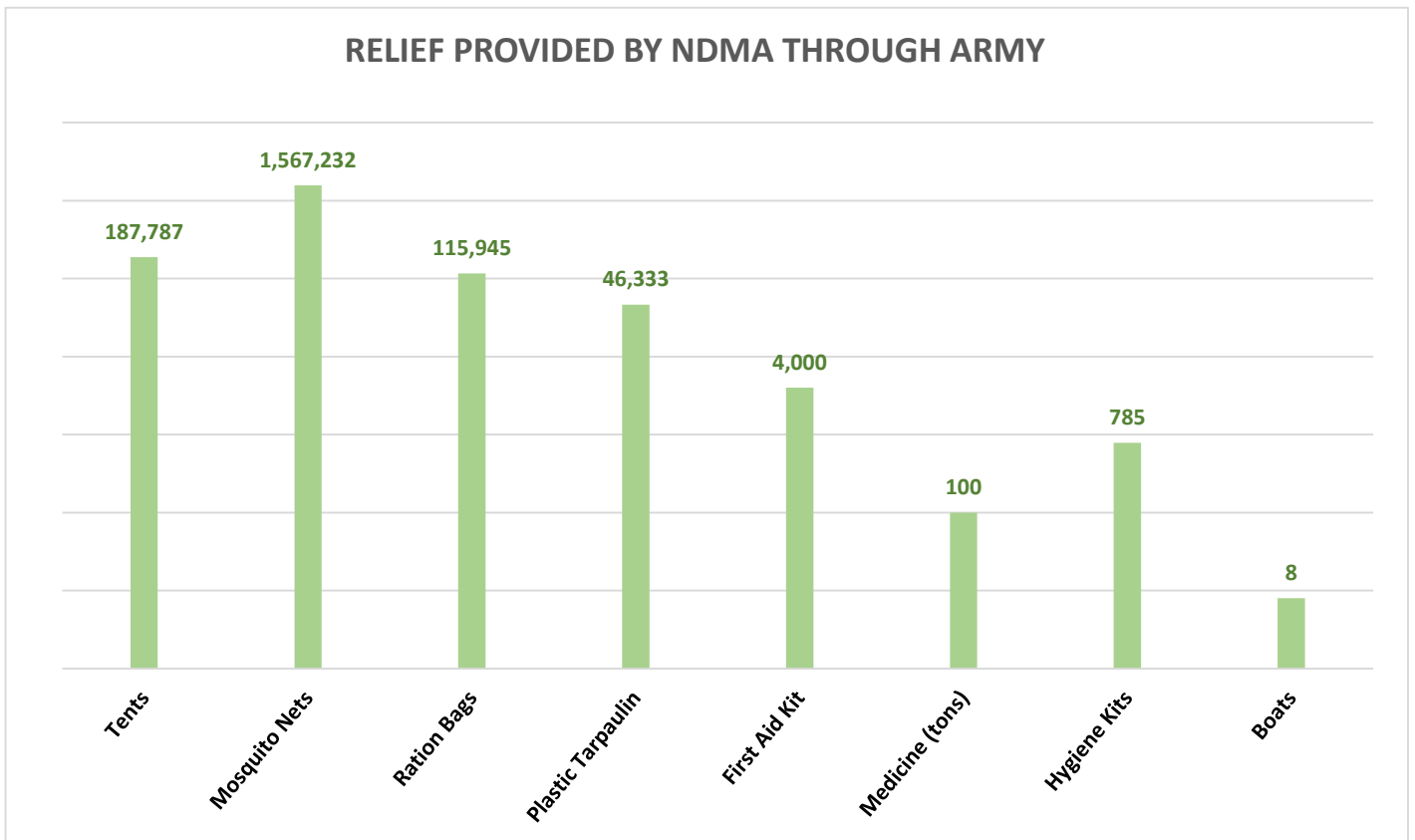
*Source: Concerned Deputy Commissioners of Sindh.*



**RELIEF PROVIDED BY NDMA THROUGH PDMA**

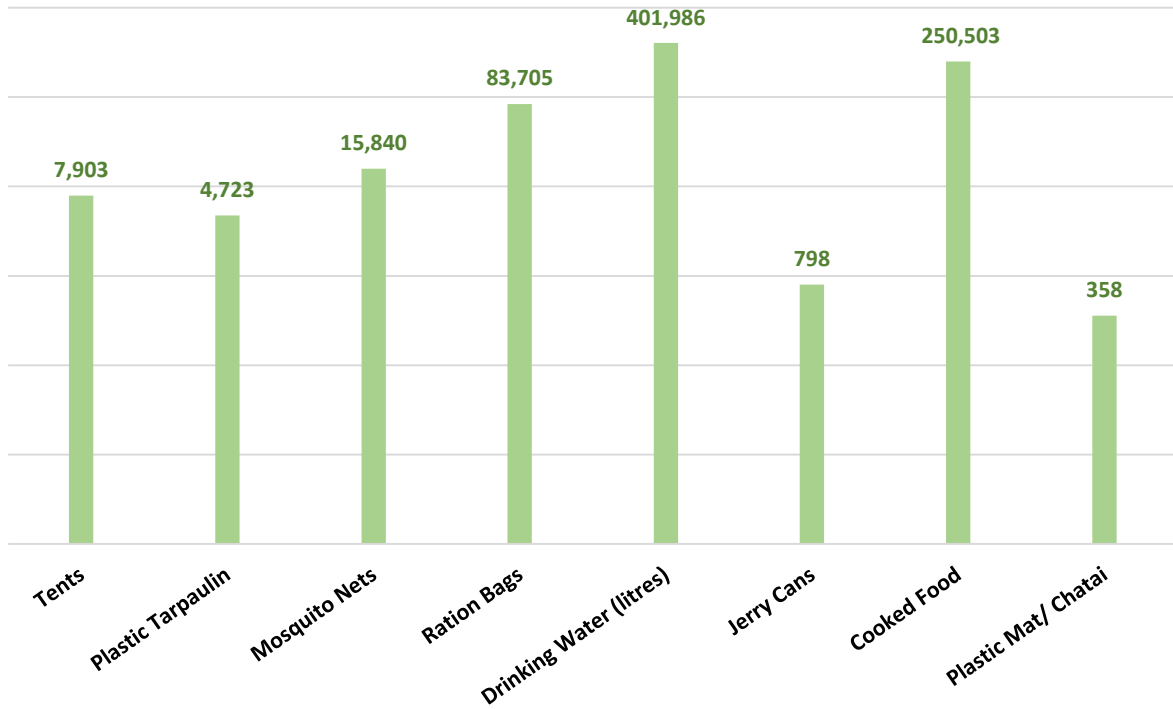


**RELIEF PROVIDED BY NDMA THROUGH ARMY**

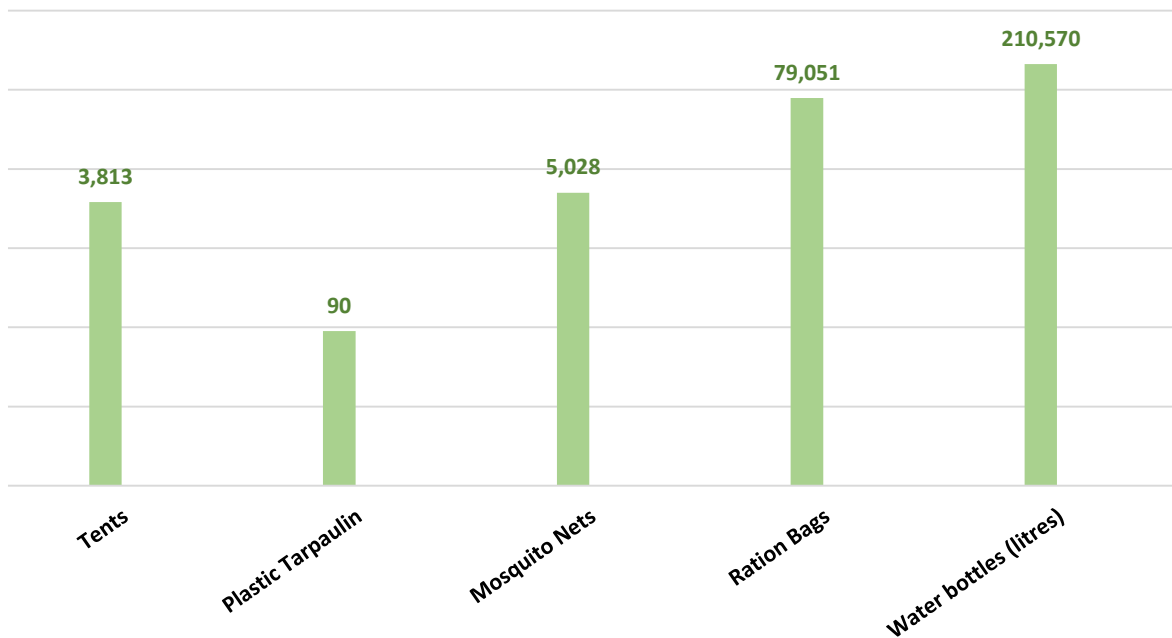




### RELIEF PROVIDED BY PAK NAVY



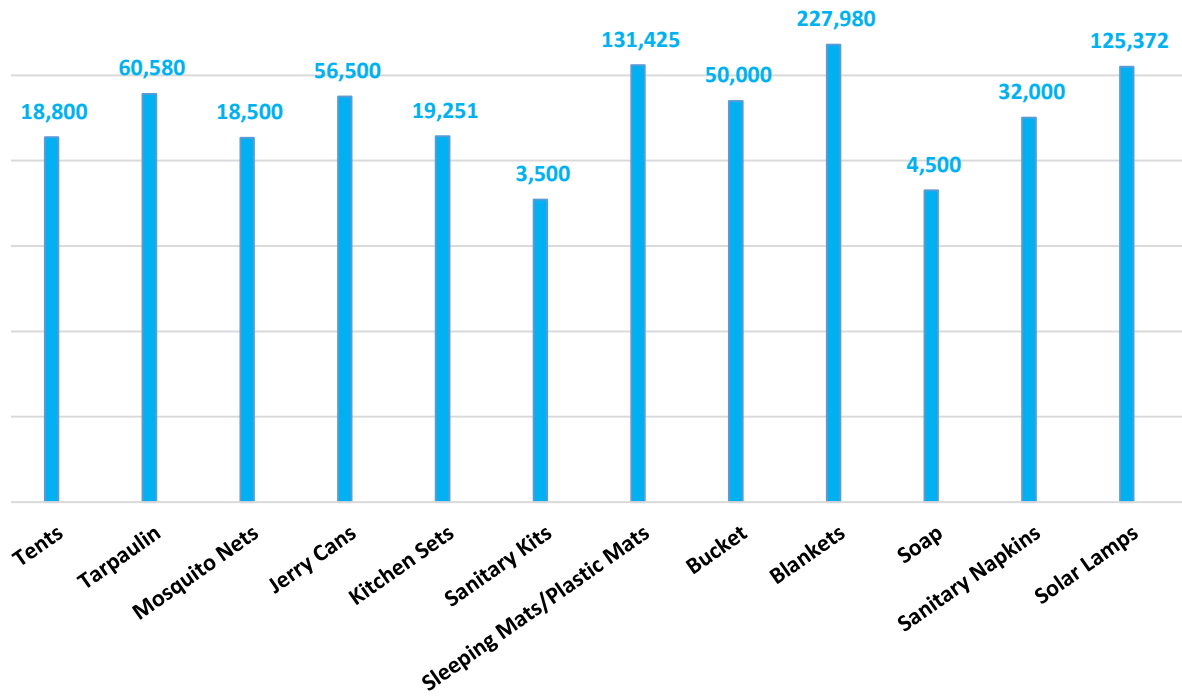
### RELIEF PROVIDED BY PAK AIRFORCE



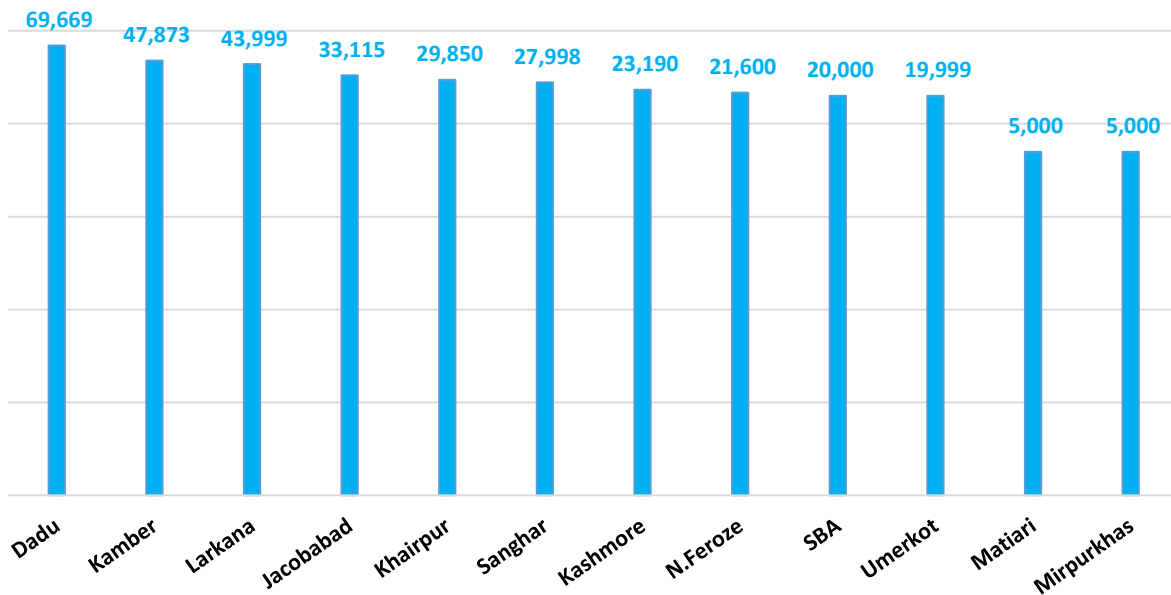
**Others:**

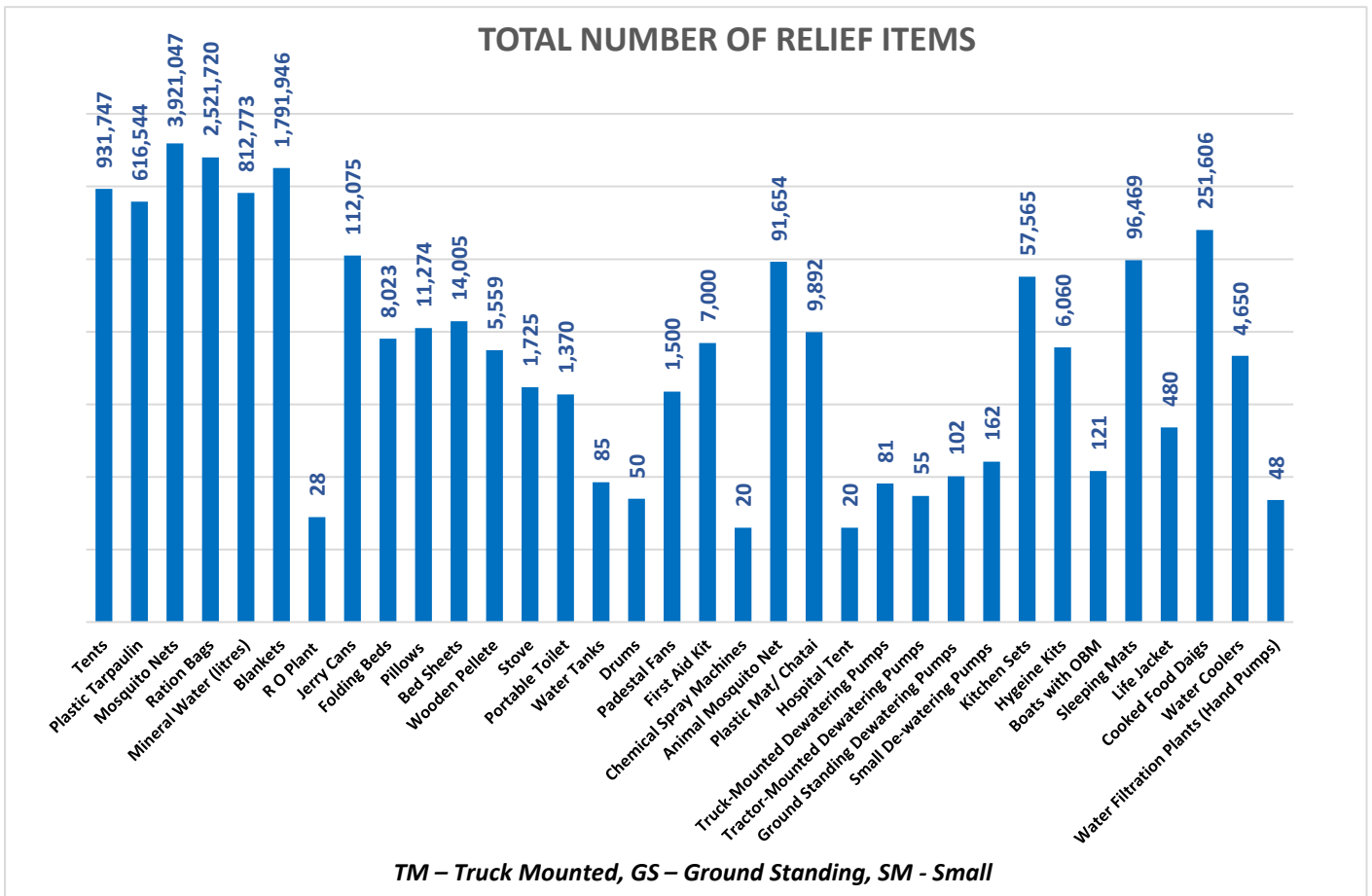
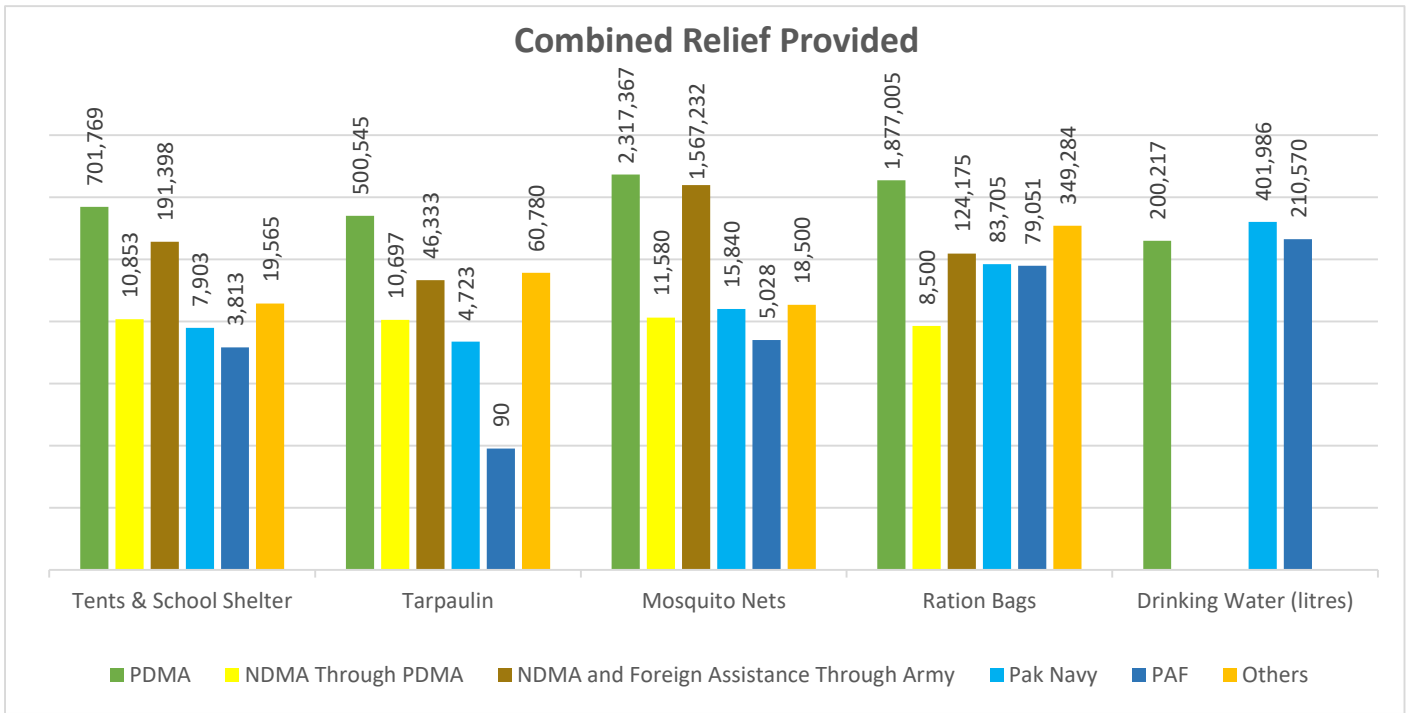
Organization	Relief
FGRF(INGO)	Cooked Food (Daigs) : 1058

### RELIEF PROVIDED BY UNHCR



### RATION BAGS PROVIDED BY UN-WFP





Sd/-  
(WAQAR AHMED)  
**INCHARGE PEOC  
PDMA SINDH**